

BEMA Instruments

info@bemainstruments.com - www.bemainstruments.com

COMPANY
MANAGEMENT SYSTEM
CERTIFIED BY DNV GL
ISO 9001 - ISO 14001
OHSAS 18001



MID MI-001

Woltmann axial helix type
water meter, dry dial

Woltmann axial helix type water meter, dry dial



PERFORMANCE ACCORDING TO MID 2014/32/UE DIRECTIVE * AS AMENDED

SIZE		PERMANENT FLOW Q ₃ (m ³ /h)	MAXIMUM FLOW Q ₄ (m ³ /h)	TRANSITIONAL FLOW Q ₂ (l/h)	MINIMUM FLOW Q ₁ (l/h)	WORKING PRESSURE** (bar)	MINIMUM READING (l)	MAXIMUM READING (m ³)	TEMPERATURE CLASS
(mm)	(inch)								
50	2"	40	50,00	800	500	16	0,5	999.999	T30/T50
65	2 1/2"	63	78,75	1260	788	16	0,5	999.999	T30/T50
80	3"	63	78,75	1260	788	16	0,5	999.999	T30/T50
100	4"	100	125,00	2000	1250	16	0,5	999.999	T30/T50
125	5"	160	200,00	3200	2000	16	0,5	999.999	T30/T50
150	6"	250	312,50	5000	3125	16	5	9.999.999	T30/T50
200	8"	400	500,00	8000	5000	16	5	9.999.999	T30/T50
250	10"	630	787,50	12600	7875	16	50	99.999.999	T30/T50
300	12"	1000	1250,00	20000	12500	16	50	99.999.999	T30/T50
400	16"	1600	2000,00	32000	20000	16	50	99.999.999	T30/T50
500	20"	2500	3125,00	50000	31250	16	50	99.999.999	T30/T50

* It replaces the MID 2004/22/CE Directive.
 ** PN 10 and PN 25 on request

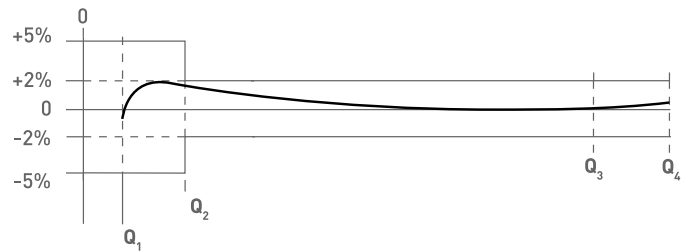
Metrological class MID (Q3/Q1) R = 80 (different R are available on request)

Rev. 4/2017 The content of this data sheet is intended to give general information only, we reserve the right to make alterations without prior notification

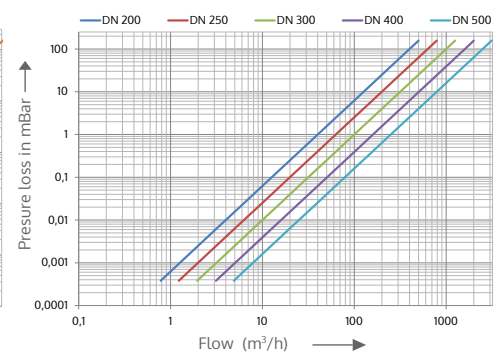
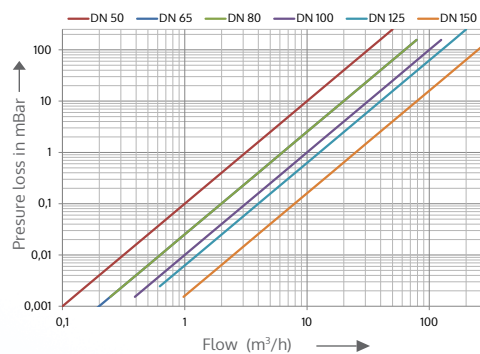


Copper-can as standard version

TYPICAL ERROR CURVE

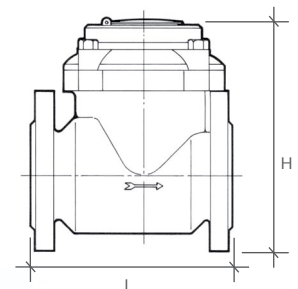


PRESSURE LOSS DIAGRAM



DIMENSIONS

(mm) SIZE (inch)	50	65	80	100	125	150	200	250	300	400	500
L (mm)	200	200	225	250	250	300	350	450	500	600	800
H (mm)	252	262	272	282	297	341	371	480	516	647	785



For additional information and options, do not hesitate to contact us